



# FUN SUMMER HOLIDAY

## HOMEWORK

Class 2 Activity Sheets & Tasks



### MY ROLL NUMBER TASK BOX (Roll 1 to 40)

Look up your Roll Number to find your specific subject tasks:

Roll Numbers	English Task	EVS Task	Maths Task
<b>Roll No. 1 to 10</b>	1. Book Reading & Review 2. Name Noun Flashcards	 Fun Body Parts Scrapbook	 Grandma's Number Quilt
<b>Roll No. 11 to 20</b>	1. Book Reading & Review 2. Name Noun Flashcards	 Helpers Big Wall Chart	 3-Digit Helpline Chart
<b>Roll No. 21 to 30</b>	1. Book Reading & Review 2. Name Noun Flashcards	 Helpers Fun Flashcards	 Grandma's Number Quilt
<b>Roll No. 31 to 40</b>	1. Book Reading & Review 2. Name Noun Flashcards	 Fun Body Parts Scrapbook	 3-Digit Helpline Chart



## PART 1: HAPPY SUMMER TIPS FOR KIDS



### Cool Summer Tips to Stay Active and Healthy:

- Wear loose, soft, and light-colored clothes to stay cool.
- Go play outside with your friends in the cool morning and evening hours.
- Drink lots and lots of fresh water to stay bright and active.
- Learn something new and exciting that you enjoy doing!
- Read fun books with colorful pictures! Books are your best friends.
- Always speak sweet 'Golden Words' like **Please, Thank You, and Sorry**.
- Listen to a lovely bedtime story from your parents before sleeping.



### Fun Things to Do in Your Garden & Home with Family:

- Learn a fun hobby like swimming, skating, cricket, karate, or join a summer camp!
- Play active games with your family every day! Bicycle riding, badminton, cricket, kho-kho, and hide-and-seek are great to keep your body moving and healthy.
- Visit a beautiful new place with your family if you can.
- Look at the morning newspaper daily and practice reading.
- Take lovely walks with your family in nature. Family and nature are our greatest gifts!



## PART 2: FUN WITH ENGLISH (LITERACY)



**DAILY HANDWRITING TIME (For Everyone):** Write one page of neat English handwriting and one page of Hindi handwriting every day in a notebook.

### ★ Task 1: Storybook Time & Book Review (For Everyone)

Read any lovely storybook from the choices below. Then, fill out the simple Book Review Sheet!



Fun Storybooks to Read	Where to Read Online
★ Once Upon a Time by Niki Daly	★ Wise Jataka Tales
★ Magic Arabian Nights Stories	★ Best of Grandma's Stories
★ Panchatantra Animal Tales	★ Funny Akbar and Birbal Stories
★ Wise Aesop's Fables	★ Clever Tenali Raman Stories


 **Website Link for free digital books:** <https://freekidsbooks.org>



### Task 2: Noun Flashcards Activity (For Everyone)

Let's make fun Noun Game Cards! Find pictures from old magazines or newspapers and stick them onto small square card sheets.

-  **Common Noun Cards (10 Cards):** Find things around you like a boy, garden, dog, cat, table, flower, book, tree, car, or apple.
-  **Proper Noun Cards (10 Cards):** Find special names like India, Tom, Rahul, Monday, Christmas, Delhi, Taj Mahal, or Disney.

 **Total: 20 Flashcards.** Make them colorful and write the name clearly below each pasted picture!



## MY STORYBOOK REVIEW SHEET

MY NAME: _____		MY CLASS: Class 2
📖 TITLE OF THE BOOK: _____		
✍️ AUTHOR (WHO WROTE IT): _____		
✍️ WHAT HAPPENS IN THE STORY?	👥 WHO ARE THE CHARACTERS?	
❤️ MY FAVORITE PART & WHY?	🎨 DRAW AND COLOR A PICTURE OF THE STORY	



## MY LITTLE READING DIARY TRACKER

Keep a tracker of the books you read over the break here:

Day Started	Day Finished	Name of the Book	5 New Words I Learned	Rating (Stars)



## PART 3: EXPLORING MY WORLD (EVS)

Check your Roll Number task and execute it cleanly:



### Task 1: My Amazing Body Scrapbook (Roll No: 1-10 & 31-40)

Create just ONE neat scrapbook using 6 plain drawing sheets. Draw or paste 5 parts you see outside (like Eye, Mouth) and 5 parts deep inside (like Heart, Brain, Stomach, Lungs, Intestine). Write one simple line about what each does and add 10 cool body facts!



Video link: <https://www.youtube.com/watch?v=njbV-1cDPiM>



### Task 2: Community Helpers Big Wall Chart (Roll No: 11-20)

Make a big wall chart showing 6 Helpful People in our neighborhood (Doctor, Teacher, etc.). Draw or paste pictures and list: Name, What they do, Tools they have, How they are (Kind/Friendly), and what items they use.



### Task 3: Community Helpers Game Flashcards (Roll No: 21-30)

Create 6 large Helper Game Cards. **Front side:** Paste helper's picture. **Back side:** Write simple clue words about their tools, duties, and workplace.

 **Task 1: Grandma's Number Quilt Coloring Puzzle** **Only for Roll Numbers: 1 to 10 and 21 to 30**

**Directions:** Help Grandma color her cozy blanket patch layout matrix below according to the number patterns color keys!

15	11	25	51	75	21	85
31	75	32	72	62	55	81
35	71	52	99	22	41	45
81	65	62	42	12	65	61
85	51	5	21	15	71	75

 **MY COZY COLOR CODES:** **Blue: Ends with 5 in ones place.** **Pink: Ends with 2 in ones place.** **Green: Ends with 1 in ones place.** **Yellow: Starts with 9 in tens place.**

**Task 2: Indian Phone Helpline Number Table Chart**

Only for Roll Numbers: 11 to 20 and 31 to 40

**Direction:** On this sheet form, write down 6 different 3-digit phone numbers used for help in India.

S.No.	Helpline	Who is it for?	Number Name	Expanded Form	Before	After
1.	<b>100</b>	Police	One Hundred	1 hundred + 0 tens + 0 ones	99	101
2.						
3.						
4.						
5.						
6.						
7.						

## PART 5: CREATIVE ART & CRAFT

### Task 1: Creative Art & Craft Time (For Everyone)

Let's get our hands colorful and make some beautiful art projects! Grab your craft supplies and follow the fun links below with your parents:

#### Activity A: Beautiful Family Craft

Create a beautiful, creative craft item using things you can find around the house.

 **Watch Tutorial:** <https://youtube.com/shorts/1CXvFNk5JTQ?si=xAiucM6ad33n4ybc>

#### Activity B: 3D Jolly Clown

Follow the step-by-step ideas to make your very own 3D standing paper clown. Use bright, happy colors!

 **View Design Idea:** <https://pin.it/7sV8tNLY7>

#### Activity C: Drawing Book Practice

Complete the creative coloring and drawing exercises on **Page numbers: 13, 14, 15, 16, 17, 18, and 19** in your art workbook.



## PART 6: हिन्दी ग्रीष्मकालीन अवकाश कार्य

### दिल्ली की सैर और कोलाज (Delhi Tour & Collage Activity):

दिल्ली की किसी भी प्रसिद्ध ऐतिहासिक इमारत या सुंदर जगह (जैसे: इंडिया गेट, कुतुब मीनार, लाल किला आदि) पर अपने परिवार के साथ घूमने जाएं। वहाँ अपनी एक सुंदर तस्वीर (Photo) खींचें और उसे अपनी कॉपी में चिपकाकर एक कोलाज बनाएं। उस इमारत के बारे में **10 सुंदर वाक्य** साफ-साफ लिखावट में लिखें।

### मात्राओं का अनोखा खेल (Mastering Hindi Matras):

हिंदी वर्णमाला की सभी मात्राओं (आ से अः तक) का अच्छे से ज़ोर-ज़ोर से बोलकर अभ्यास करें। अपनी हिंदी नोटबुक में **प्रत्येक मात्रा से 5 नए शब्द** ढूंढकर लिखिए और उन शब्दों का प्रयोग करके छोटे-छोटे और सुंदर **वाक्य बनाइए**।

### मेरा प्यारा परिवार (My Lovely Family):

"मेरा परिवार" विषय पर **8 से 10 पंक्तियाँ** (Lines) अपनी सुंदर लिखावट में लिखिए। नीचे या पास के खाली पन्ने पर अपने प्यारे परिवार का एक सुंदर चित्र (Drawing) बनाइए या परिवार की कोई अच्छी सी तस्वीर चिपकाकर उसे सजाएं।

### पंचतंत्र की कहानियों का संसार (Panchatantra Storytelling):

इस छुट्टियों में पंचतंत्र की मज़ेदार पशु-पक्षियों वाली कहानियों को पढ़ें। उनमें से जो कहानी आपको सबसे अच्छी लगे, उसे अपनी सरल भाषा में **A-4 साइज की एक रंगीन (Colored) शीट** पर लिखें। कहानी के साथ-साथ उससे जुड़ा एक सुंदर **चित्र भी बनाइए** और उसे... चटकीले रंगों से सजाइए!