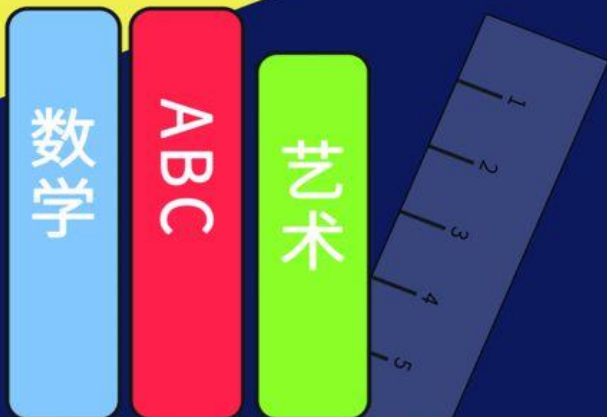


ITBP PUBLIC SCHOOL

Holiday Home work

Class- 4



Slidesurf




SUMMER


★ ASSIGNMENT ★

Dear Parent, 



The summer break is a great opportunity for children to **relax, enjoy, and explore learning** beyond the classroom. 




We have prepared a set of **fun, simple, and creative** activities for your child to do during the holidays. 



Please encourage your child to complete these tasks with **interest and joy**. 



Let us make learning **fun** this summer! 



Let us make this summer
**full of fun,
learning, and
happiness!** 

English	<p>1. Revise the syllabus covered in the class for the Periodic Test to be conducted in the month of July.</p> <p>2. Write the following paragraphs in neat handwriting: i) My Daily Routine in Summer Vacation ii) Summer Fruits</p> <p>3. Read any English story and write the following details: * Name of the story * Main character of the story * Moral of the story</p> <p>4. Paste a picture of a Water Park and describe it.</p> <p>5. Write five pages of handwriting from any chapter of *Santoor*</p> <p>6. Prepare the following activities/charts according to the allotted roll numbers: i) Roll No. 1 to 5 – Singular and Plural Noun Tree ii) Roll No. 6 to 10 – Noun Gender Wheel iii) Roll No. 11 to 15 – Noun Possession Garden iv) Roll No. 16 to 20 – Antonyms Butterfly Chart v) Roll No. 21 to 25 – Synonyms Rainbow vi) Roll No. 26 to 30 – Prefixes Flower Chart vii) Roll No. 31 to 35 – Suffixes Tree Activity viii) Roll No. 36 to 40 – Parts of Speech Garden</p> <p>* *Instructions:*</p> <p>* Complete all the work in neat handwriting. * Use a separate notebook for holiday homework.</p>
Maths	<ol style="list-style-type: none"> 1. Revise the covered syllabus. 2. Practise times tables (2 to 20) on A4 size ruled sheets and learn the same. 3. Practise the given worksheets on A4 size ruled sheets. Cross check your answers from the answer key provided. 4. Practise divisibility test rules upto 12. 5. Staple all the sheets together and submit the same with a name page attached on the top.
TWAU	<p style="text-align: center;">TASK-1</p> <p>Community Helper Collage: Create a collage of different community helpers, such as doctors, teachers, and police officers. (Roll No. 1 to 10)</p> <p>Draw a Picture of Your Favourite Community Place: Draw a picture of your favourite community place, such as a park or library, and write a few sentences about why you like it. (Roll No. 11 to 20)</p> <p>Research on Local Festivals: Research and create a presentation about local festivals celebrated in your community, including traditions and customs. (Roll No. 21 to 30)</p>

Neighbourhood Scavenger Hunt: Create a list of items to find in your neighbourhood, such as different types of trees, birds, or community signs. (Roll No. 31 to 41)

TASK-2

Create a Nature Trail Map: Draw a map of a nearby park or forest, marking different plants, animals, and natural features. (Roll No. 1 to 10)

Design a Nature Park: Design a nature park, including features such as walking trails, gardens, and wildlife habitats. (Roll No. 11 to 20)

Colours on Plate, Wellness in Life: Create a poster about the importance of nutrition, highlighting key nutrients and their benefits. Topic is —Colours on Plate, Wellness in Life. (Roll No. 21 to 30)

Communication Timeline: Research and create a timeline of the evolution of communication, highlighting key inventions and innovations. (Roll No. 31 to 41)

TASK-3

Flash card making: India is a biodiverse country and contains various kinds of species that are found in different states of India. Search about any 8 states and make flash cards of

- State animals of these states (Roll No.1 to 8)
- State birds of these states (Roll No.9 to 16)
- Popular tree of these states (Roll No.17 to 24)
- Famous festival of these states (Roll No. 25 to 32)
- Famous dish of these states (Roll No. 33 to 41)

(Note- Size of each flash card should be 10 × 10 inches and cover your flash cards with cellophane paper)

TASK-4

My Favorite Bird: On an A4/A3 sheet draw or paste colored pictures of your favorite bird and write other details of that bird. Sample is given below:

Note: This task is to be done by everyone.

Name _____ Date _____

My Bird Diary

Appearance

Head colour: _____

Back colour: _____

Wing colours: _____

Beak shape: _____

Throat colour: _____

Colour of legs: _____

Interesting Facts

Hindi

*जुलाई माह में आयोजित होने वाले पीरियॉडिक टेस्ट हेतु कक्षा में करवाए गए पाठ्यक्रम का

	<p>पुनरावृत्ति करें।</p> <ol style="list-style-type: none"> 1. सभी मात्राओं का अभ्यास करें तथा प्रत्येक मात्रा के 10 -10 शब्द लिखकर वाक्य बनाएँ । 2. प्रतिदिन अख़बार पढ़ें और पाँच समाचार कॉपी में लिखें । 3. योग करते हुए (पाँच आसन) अपनी फ़ोटो चिपकाएँ और उस आसन के बारे में चार्ट पेपर पर लिखें । 4. “समय का सदुपयोग” और “गर्मी की छुट्टियाँ” पर अनुच्छेद कॉपी में लिखें तथा आप जहाँ भी घूमने जाए वहाँ की फ़ोटो का कोलाज बनाएँ । 5. पंचतंत्र/ कृष्ण -सुदामा/ अक़बर -बीरबल जैसी रोचक एवं नैतिक कहानियाँ पढ़ें तथा अपने शब्दों में कोई दो कहानी चित्र सहित A-4 साइज़ शीट पर लिखें । <p>ग्रीष्मकालीन अवकाश कार्य करने के लिए अलग से कॉपी बनाएँ ।</p>
<p>General knowledge</p>	<p>Collect five newspaper cuttings each on the topics of Science, Sports, Environment, Space, and India. Paste them neatly on A4-size sheets, ensuring each topic is arranged separately. Decorate the sheets creatively with proper headings, borders, and relevant illustrations to make the presentation attractive, neat, and visually appealing.</p>
<p>Computer</p>	<p>Task 1: Draw and Color a Scenery</p> <p>Create a beautiful scenery in MS Paint that includes:</p> <ul style="list-style-type: none"> ● Sun ● Mountains ● River ● Trees ● House ● Flowers <p>Instructions:</p> <ol style="list-style-type: none"> 1. Use different shapes and drawing tools. 2. Fill colors using the Fill with Color tool. 3. Add your name at the bottom using the Text tool. <p>Task 2: Draw Your Favorite Animal</p> <p>Draw and color your favorite animal in Paint.</p> <p>Part B: Microsoft Word</p> <p>Task 3: My Self Introduction</p>

Type a short paragraph about yourself including:

- Name
- Class
- School Name
- Hobbies
- Favorite Subject

Formatting Instructions:

- Title: **My Introduction**
- Font Size: 18 for title
- Bold and underline the title
- Change font color
- Insert your photograph
- Center-align the title

Save the file as: **My Introduction.docx**

Task 4: My Favorite Fruit

Create a document with:

- Name of your favorite fruit
- One picture of the fruit
- Five sentences about it

Formatting:

- Use WordArt for the title
- Change text color
- Add page border

Written Questions (Write in Notebook)

1. What is MS Paint used for?
 2. Name any three tools in Paint.
 3. What is Microsoft Word?
 4. How do you insert a picture in Word?
 5. What is WordArt?
-

Submission Instructions

- Complete all tasks neatly.
- Take color print or screenshots and paste in classwork notebook.
- Submit after the summer vacation

Music

Learn Assembly mantras and prayers, check the pronunciation of the National Anthem and learn it correctly.

Art

1. Create a beautiful key holder using cardboard and acrylic paints with the help of this link.

https://youtu.be/SxJBFtEM0Ng?si=AHl0IA7FXsQ_ODIS

2. Create a beautiful glass color painting with the help of this link.

<https://youtu.be/T9fpA2drQqY?si=hFddwWvjNvTWGdH4>

3. Create a beautiful hanging craft with the help of this link.

<https://youtu.be/EGlwyCQVGKU?si=RmT0BnJVj8MJIM5e>