



I T B P PUBLIC SCHOOL
SECTOR 16 B DWARKA



SUMMER HOLIDAY HOMEWORK



NAME: _____

CLASS: _____

SECTION: _____

ROLL NO.: _____

Dear Parents,

Vacation is a welcome break! But for students as well as for you, vacations have become synonymous with summers. Is it not? So why not utilize this golden period for family reunion and reiterate your family ties with your kids and relatives. Gear up and utilize your time in the best possible manner. Go ahead with some unique fun activities with your kids.

Let us cheer for the 3R's- Rejuvenation, Relaxation and Rebounding!

Dear Students,

Vacation is a time when you connect with your friends, family members and relatives. So, all of you **"FIX A GOAL AND STRIVE HARD EACH DAY TO ACHIEVE IT!!!**

Here are few tips for you to follow:

- 1. Free play time should alternate with structural game – this cultivates sportsmanship.**
- 2. Assign a permanent workplace and a work-time. This brings in discipline in your life.**
- 3. Reading from colourful illustrated story books will develop your language skills.**
- 4. Inculcate good manners – 4 magic words `Please, Thank you, Excuse me, Sorry' – Use them and see the difference.**
- 5. Help your mother to keep the house clean. Do small household jobs like dusting, watering the plants, laying dinner table and so on.**
- 6. Plan some outdoor and indoor games.**
- 7. Go out for morning walk, talk about things you see around.**
- 8. Listen stories from family members and try to narrate them**
- 9. Plan a daily routine for yourself and your family members. Pen it down and follow it. Spend quality time with your parents.**
- 10. Last but not the least – `Always speak in English with your family members and friends.'**

Kindly revise the syllabus for all subjects done till the month of May 2025 and do practice of English Hand Writing and Hindi Hand Writing

Dear Parents,

Different types of languages are spoken by people from different regions, but the most important thing is that any language when spoken should be spoken correctly. The two common languages that our children should be able to speak fluently are Hindi and English. Since English is a universal language spoken and understood by people all over the world, we want our children also to be proficient in speaking it and for this we need full support and cooperation. We would appreciate if you adhere to the following points:

1. Speak with your child in English. Encourage reading habits.
2. Read out story-books and after finishing the story discuss it with your child.
3. Encourage Word Building and Picture Talk. The teachers are trying to encourage the children to use simple words, phrases, and sentences like: -
 - May I borrow your pencil / eraser / sharpener?
 - I have finished my work.
 - Ma'am, may I go to the washroom?
 - Ma'am, may I go to drink water?
 - Ma'am, may I come in please?
 - Ma'am, may I go to wash my hands?
 - Ma'am, I am sorry. I have forgotten to bring my book, note book, pencil / eraser / drawing book etc.
 - I live in Delhi.

ENGLISH



Creative Corner

A. Make collage on A-3 size sheet on digraphs. Using pictures from magazines and newspapers.

Roll.no –

- 1-8 (ar, ie)
- 9-16 (oo, oa)
- 17-24 (th, ai)
- 25-32 (ture, ch)
- 33-39 (er, sh)

REFERENCE PICTURES FOR COLLAGE MAKING ACTIVITY.



Name _____

Circle the Sound




th
sh



th
sh



th
sh



th
sh




th
sh



th
sh



th
sh



th
sh



th
sh



th
sh

Name: _____

Pick the Blend

Chose the correct blend to complete the word:

dr

fr

tr

br

cr



____og




____uck



____um



____ush



____unk



____op



____uit



____ink



____ab



____ee

MATH

Roll.no (1-10)

Make a beautiful wall hanging of backward counting (100-1)


Roll.no (11-25)

Make a beautiful wall hanging of forward counting (1-100)

Roll.no (26-39)

Make a beautiful rangoli using cutouts of different basic shapes.

Reference picture is given below:



NAMES AND NUMERALS













Q. Count each object in the picture and write its numeral and number name.

हिंदी



- ई की मात्रा वाले शब्दों के फ्लैश कार्ड बनाइए।
- आ, इ तथा ई की मात्रा की बारहखड़ी का मॉडल बनाइए।
- गर्मी की छुट्टियों में अपने माता-पिता के साथ शिकंजी बनाते हुए फ़ोटो लेते हुए कोलाज बनाइए।
- ई की मात्रा से संबंधित कविता हाव-भाव के साथ तैयार करें तथा कक्षा में प्रस्तुत करें।
- हिंदी कार्यपुस्तिका जैसी कार्यपुस्तिका में उचित पंक्तियों में लिखने का अभ्यास करें।
- प्रतिदिन आ, इ तथा ई की मात्रा का पठन अवश्य करें।

EVS

Reading practice of chapter 1,2 and 3 with the help of parents.

- ❖ Take out the printout of given below worksheets and do it. (1 and 2)
- ❖ Prepare an oratory activity on topic MY FAMILY. Students will prepare 5 lines on it.
- ❖ Project Work Instructions
- ❖ Section A (PANSY) will prepare a project on different types of transport.
- ❖ Section B (LOTUS) students will make a project on different seasons depicting four seasons (summer, winter, spring, autumn) You can make any one like – weather wheel, season tree, umbrella craft, dream catcher.
- ❖ Section C (Sunflower) will make a mask of any animal of their choice.
 - Please ensure that work is done neatly. Try to use materials that are easily available at home – preferably best out of waste.



HAPPY FATHER 's DAY

Fun Facts About My Father

My father's name is _____.

He is _____ years old.

He likes to wear _____.

His favourite food is _____.

My favourite thing to do with him
is _____
_____.

His favourite colour is _____.

He is as strong as _____.

He is funny when he _____.

He is happy when he

_____.

He loves me because
_____.

I love him because
_____.

Love _____ Date _____



WORKSHEET -1

My Body



- ❖ Some parts of our body are in pairs while some are single. Separate them into single and pairs. Write in the boxes given below:

eyes	hands	neck	legs
tongue	chin	mouth	cheeks
nose	lips	ears	feet

Single	Pairs

WORKSHEET -2

My Family



Hello! I'm Candy. I'm twelve years old. This is my family. My father, John is forty years old. Jessica is my mother. She is beautiful. She is thirty five. Sam is my grandfather and Marry is my grandmother. They are sixty five years old.

Tina is my sister, she is seven years old, and Bob is a baby, he is six months. I love my family.

a. Complete the chart with the correct information.

Name	Family member	Ages
John	Father	Forty years

What kind of family do I live in? _____.

ART AND CRAFT



S.NO	CLASS & SEC	Assignments/activities	Date of Submission
1	1 A, B, C	<p>1. Make a beautiful clown in the art file and colour it beautifully.</p> <p>2. Do page no .11,13,16,18,20, in the art book.</p> <p>3. Make a beautiful bird with paper and cardboard.</p> <p>Students can take ideas through a given link to make this activity.</p> <p>https://pin.it/3qhEibuc9</p> <p>https://pin.it/3Ovru2gnJ</p> <p>4. Make a beautiful fish with cardboard and pastel sheets.</p> <p>Students can take ideas through a given link (video) to make this activity.</p> <p>https://pin.it/7J6H5fRGW</p> <p>Note:- All work needs to be done</p>	<p>1st JULY to 15th JULY</p> 