

# ITBP PUBLIC SCHOOL

## CLASS-1 HOLIDAYS HOMEWORK 2026-27





# ITBP PUBLIC SCHOOL



## SUMMER HOLIDAYS HOMEWORK

Dear children,

- You matter us most and we All Miss You!
- Stay safe
- Be kind to your family.
- Get creative



### Holiday Homework Instructions:

- Holiday homework must be completed neatly and creatively.
- Marks for holiday homework will be counted as PT 2 marks.
- Each subject will carry 05 marks for holiday homework.
- Submit the homework on 6 JULY 2026.
- Maintain good handwriting and presentation throughout.



Summer vacations are at our doorsteps. Holidays are a well deserved opportunity to relax and rewind by indulging in activities that are pleasurable at the same time educative. You are going to enjoy your holidays. It's a sincere request to all to complete holiday projects and home assignment on time.

- Engage yourself whole heartedly as you will learn a lot through it.
- Practice your hobbies or inculcate new hobbies.
- Do a lot of reading can be newspapers, magazines, books or novels.
- Watch English news daily in order to equip yourself with the information and facts to be used as content in the writing skills.

Summer Holiday Homework is an initiative on our part, to inculcate innovativeness.

Creativity and interest in the tasks assigned to our students. It will not only enable them to recapitulate what was taught but will also help them to connect themselves to the various learning processes. Kindly ensure that your child complete the assignment neatly.



# ENGLISH




Read story books everyday during the holidays. You may read from the list given

- \*Pinocchio
- \*Jungle Book
- \*Winnie the Pooh
- \*The Wit of Tenali Raman
- \*Panchatantra Stories

Make a hand puppet / mask of your favourite character and learn to speak 4-5 lines about them

**SAMPLES  
OF GLOVE  
PUPPETS  
AND  
FINGER  
PUPPETS**





# GRADE 1

# ENGLISH

## HOLIDAY HOMEWORK



### DEAR PARENTS,



Greetings of the day! Holiday homework has been planned to make learning enjoyable, creative and meaningful for children. Kindly encourage your child to complete the work neatly and independently with your guidance and support.

### GRAMMAR PROJECT (ROLL NUMBER WISE)

ROLL NUMBERS	TOPIC
1 - 4	Noun
5 - 8	Pronoun
9 - 11	Gender
12 - 14	One and Many
15 - 17	A, An, The
18 - 21	Action Words
22 - 25	Prepositions - in, on, near, behind, under
26 - 28	This / That
29 - 32	These / Those

### IMPORTANT INSTRUCTIONS

- ★ All project work must be done on A3 size sheet only.
- ★ The presentation should be colourful, attractive, neat and easy to understand.
- ★ Children may use drawings, cut-outs, pictures, labels and creative decoration material.
- ★ Please help your child understand the concept while making the project.
- ★ Avoid using school notebooks for holiday homework.
- ★ Parents may take ideas and references from the internet.

### PROJECT GUIDELINES

Children should include:

- ✓ Definition in simple words
- ✓ Minimum 5 - 8 examples with suitable pictures
- ✓ Colourful presentation
- ✓ Labels and headings clearly written
- ✓ Real-life examples related to the topic



### WRITTEN PRACTICE

1. Learn and revise all the **sounds** completed in the notebook.



2. Do sentence writing practice **15 times** in the **Three-in-One notebook**.



### GENERAL INSTRUCTIONS

- Homework should be completed neatly and submitted on time after the holidays.
- Encourage your child to do the work independently as much as possible.
- Maintain proper handwriting, colouring and cleanliness in the work.
- No child will use school notebooks for holiday homework.



Happy Holidays! Happy Learning!



1 2 3



GRADE 1



# MATHEMATICS HOLIDAY HOMEWORK



Let's Revise, Practice and Grow!

## REVISION WORK

- ★ Revise all the concepts completed in the **Three-in-One notebook**.
- ★ Practice the following topics daily:



### COMPLETE THE COUNT

Write and complete the number sequences.



### AFTER, BEFORE & BETWEEN

Write the number that comes before, after and between.



### COMPARE THE NUMBERS

Compare the numbers using  $>$ ,  $<$  or  $=$ .



### NUMBER NAMES

Write the number names.



### BACKWARD COUNTING

Write backward counting.

- ★ Every day, solve **5-6** questions from each topic for regular practice.



## DAILY PRACTICE PLAN

Every day complete  
**5-6 QUESTIONS**  
from each topic.

- ✓ Complete the Count
- ✓ After, Before & Between
- ✓ Compare the Numbers
- ✓ Number Names
- ✓ Backward Counting



## EXAMPLES OF TOPICS



### COMPLETE THE COUNT

12, 13, \_\_\_\_\_, 15, \_\_\_\_\_, 17, \_\_\_\_\_



### AFTER, BEFORE & BETWEEN

\_\_\_\_\_, 24, \_\_\_\_\_ 16, \_\_\_\_\_, 18



### COMPARE THE NUMBERS

25 ○ 32    47 ○ 47    60 ○ 59



### NUMBER NAMES

23 - \_\_\_\_\_

40 - \_\_\_\_\_



### BACKWARD COUNTING

50, 49, \_\_\_\_\_, \_\_\_\_\_, \_\_\_\_\_, 45

## WRITTEN PRACTICE

- Do revision of all types of questions in the **Three-in-One notebook**.
- Parents may take reference from the school notebook in which the teacher has already taught and revised all concepts together.



## GENERAL INSTRUCTIONS


- ★ Homework should be completed neatly and submitted on time after the holidays.
- ★ Encourage your child to write numbers carefully with proper formation and spacing.
- ★ Regular practice will help children improve speed and accuracy.
- ★ No child will use school notebooks for holiday homework.



Practice Today, Excel Tomorrow!  
Happy Holidays and Happy Learning!



# COLOR BY NUMBER



1 Light blue

3 Gray


4 Green

3 Orange

5 Light green

# COLOR BY NUMBER

Discover the numbers in the picture and color the elements according to the instructions below.



## COLOR KEY

**1 = YELLOW**

**2 = ORANGE**

**3 = BROWN**

**4 = RED**

**5 = BLUE**

**6 = GREEN**



# SUMMER HOLIDAY

## MIXED COLLAGE



Summer holidays are the time to create happy memories with family and friends. To make your holidays memorable and creative, prepare a beautiful

### Summer Holiday Mixed Collage.

#### WHAT YOU NEED TO INCLUDE IN YOUR COLLAGE



**PLACES YOU VISITED DURING SUMMER HOLIDAYS**



**SPECIAL MOMENTS SPENT WITH PARENTS, GRANDPARENTS, COUSINS, OR FRIENDS**



**FUN ACTIVITIES YOU ENJOYED**



**ANY ACT OF KINDNESS OR GOOD DEED DONE BY YOU**



**FAVOURITE FOOD, GAMES, OUTINGS, TRAVELLING, PICNICS, SHOPPING, ETC.**



Beach Fun!



Hill Station Trip!



Family Time



Art & Craft



Picnic with Cousins



Fun & Games



Shopping Day!



Game Time!

#### INSTRUCTIONS

- Use an A3 size sheet or chart paper.
- Paste pictures neatly and decorate creatively.
- Use colourful borders, labels, stickers, and captions.
- Write 4-5 simple lines about your favourite holiday memory.
- Students should be able to speak a few lines about their collage in class.
- Name, class, and section must be written properly.

#### MY FAVOURITE HOLIDAY MEMORY

My favourite holiday memory is our trip to the mountains. We went to Manali with my family. The weather was very pleasant. We saw beautiful places, enjoyed the snowfall and clicked many photos. We also had delicious food and spent lots of time together. It was the best holiday ever!

NAME : \_\_\_\_\_

CLASS : \_\_\_\_\_ SECTION : \_\_\_\_\_

Be creative, neat, and enjoy making your beautiful memory collage!

# EVS HOLIDAY HOMEWORK

Grade - 1

Dear Parents and Students,

Please complete the following EVS holiday homework neatly and sincerely during the holidays. The objective of this work is to revise the concepts taught in class and improve confidence, creativity, and speaking skills of the students.

## Self Introduction Preparation

Students must learn about themselves properly. It is very important that whenever we meet someone or need help, we should be able to introduce ourselves confidently.

Students should be able to tell:

- Their full name
- Age
- School name
- Class and section
- Parents' names
- Favourite colour/food/game
- Hobbies



A Self Introduction Activity will be conducted again after the holidays. All students must come fully prepared.

## Written Work

Learn and revise:

- Chapter 2
- Chapter 3

Learn all questions and answers completed in the EVS notebook properly.



## Notebook Instructions

- Use neat handwriting.
- Maintain proper spacing.
- Complete all work neatly and independently.
- Parents are requested to guide children while practicing at home.



Enjoy learning and have a wonderful holiday!

# COMMON EVS PROJECT WORK

(To Be Submitted By All Students)

Dear Students,

Each student has been allotted one EVS project topic according to roll number. Students must prepare the project creatively and neatly.

## Project Instructions

- Use an A3 size sheet or chart paper.
- Write the heading clearly and decorate the project beautifully.
- Use colourful pictures, drawings, cuttings, labels, and creativity.
- Make the project neat, clean, and presentable.
- Students should be able to explain their topic orally in class.
- Parents may guide, but the work should mainly be done by the child.



## Topic Distribution According to Roll Numbers

Roll No. 1 - 4



Weather and Clothes

Roll No. 5 - 8



Healthy Food Chart

Roll No. 9 - 12



Our Helpers

Roll No. 13 - 16




Types of Houses

Roll No. 17 - 20



Our Festivals Chart

Roll No. 21 - 24



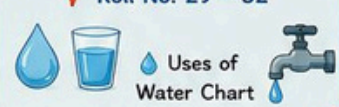
Means of Transport  
(Land, Water, and Air Transport)

Roll No. 25 - 28



Emergency Vehicle Models

Roll No. 29 - 32



Uses of Water Chart

Do your best and make your project attractive and informative!

## कार्य सूची

1 दिए गए वर्कशीट पूरे करें।



2 छुट्टियों के कार्य के लिए अलग से एक सुंदर कॉपी बनाएं और सभी वर्कशीट उसमें चिपकाएं।



3 प्रतिदिन आ, इ, ई की मात्रा का पठन अभ्यास करें।



4 अमात्रिक शब्दों से 20 सुंदर वाक्य बनाकर लिखें।



5 आ, इ, ई की मात्रा वाले 10-10 शब्द लिखें तथा उनसे वाक्य बनाइए।



## कक्षा 1

# हिन्दी ग्रीष्मकालीन अवकाश कार्य



प्यारे बच्चो,  
गर्मी की छुट्टियों में  
खेलें भी, सीखें भी  
और रोज थोड़ा-थोड़ा  
अभ्यास करें। ♡



प्रतिदिन थोड़ा अभ्यास करेंगे,  
तो हिंदी पढ़ना और लिखना  
और भी मजेदार लगेगा!



## Happy Summer Holidays!

सीखो • खेलो • मुस्कुराओ



## कुछ आवश्यक बातें



★ लिखावट साफ और सुंदर रखें।



★ कार्य को रंगीन और आकर्षक बनाएं।



★ प्रतिदिन थोड़ा-थोड़ा कार्य करें।



★ समय का पालन करें और नियमित अभ्यास करें।



आओ मिलकर करें  
यह वादा,  
हिंदी सीखना होगा  
हमेशा हमारा  
सबसे प्यारा साधा! ♡



आ (I) की मात्रा वाले शब्द - चित्र देख कर लिखें

4



Blank handwriting lines for the word 'चार' (Chaar).

Blank handwriting lines for the word 'आम' (Aam).

Blank handwriting lines for the word 'हाथ' (Haath).



Blank handwriting lines for the word 'कार' (Kaar).

Blank handwriting lines for the word 'नास' (Naas).

Blank handwriting lines for the word 'घास' (Ghas).



Blank handwriting lines for the word 'छाया' (Chhaya).

Blank handwriting lines for the word 'बाल' (Baal).

Blank handwriting lines for the word 'आम' (Aam).



Blank handwriting lines for the word 'आम' (Aam).

Blank handwriting lines for the word 'हाथ' (Haath).

Blank handwriting lines for the word 'आम' (Aam).



## WORKSHEET

NAME - .....

CLASS - .....

ROLL NO. - .....

DATE - ... / ... / .....

SUBJECT - .....

TOPIC - .....

देखकर पढ़िए व रंग भी भरें




दिल



निब



पिन



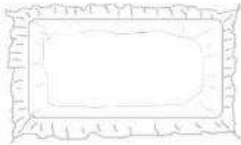
हिरन



टिकट




किताब



तकिया



चिड़िया




डलिया

Name: .....



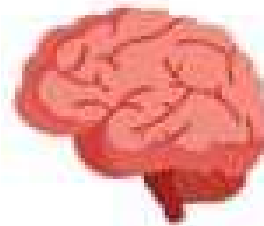

Class: .....

चित्रों को देखे और इ की मात्रा से बने शब्द लिखे।

Example



दिल



## WORKSHEET

NAME - .....

CLASS - .....




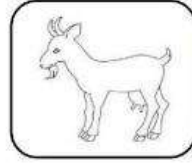
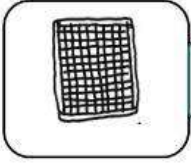
ROLL NO. - .....

DATE - ... / ... / .....

SUBJECT - .....

TOPIC - .....

चित्रों के नाम लिखिए व रंग भी भरें -



निम्न शब्दों से मिलते-जुलते शब्द बनाइए -

खड़ी - कड़ी पड़ी लड़ी घड़ी

नीला - .....

ककड़ी - .....

-

Name: .....

Class: .....

चित्र देखकर सही शब्दों के साथ जोड़े।

चिड़िया •

बिल्ली •

बिजली •

टिकट •

पिपल •

किताब •

जिराफ •





Name : \_\_\_\_\_ Roll No. : \_\_\_\_\_

Class : \_\_\_\_\_ Section \_\_\_\_\_ Date : \_\_\_\_\_

## आ की मात्रा

चित्रों को पहचानकर नाम बताओ और प्रत्येक को दो-दो बार लिखिए।



अनार

\_\_\_\_\_



छाता

\_\_\_\_\_



माला

\_\_\_\_\_

गाजर

\_\_\_\_\_



गमला

\_\_\_\_\_

टमाटर

\_\_\_\_\_



हाथ

\_\_\_\_\_

दरवाज़ा

\_\_\_\_\_



**Holiday homework**  
**Class - 1**

1. Using the provided link, create a beautiful craft with the help of your parents.

<https://pin.it/YBTPc8OaI>

2. Create a beautiful 3D horse out of cardboard using the provided link.

<https://pin.it/2J0mBEt3Z>

3. Do page no - 13 ,14,15,16,17,18