



ITBP PUBLIC SCHOOL CLASS-2

SUMMER HOLIDAY HOMEWORK





summer is messy,
summer is fun,
summer is spending all
day in the sun.
summer is campfires,
s'mores, and late nights,
summer is windy days
spent flying kites.
summer is tan lines and
splashing in lakes,
summer is mornings with
chocolate pancakes.
summer is time spent
with family and friends,
summer is hoping that it
never ends.

Vacation is a welcome break. So, let's make the best of this time by upgrading our skills, spending time with family and connecting with our loved ones

- Let's cheer for the 3R's- Rejuvenation, Relaxation and Rebinding!
- **Reading**- thoroughly read books available at home. Seek help from your parents in case you aren't able to read a few words. Make a list of books read by you in your English and Hindi notebook respectively
- **Unravel the Artiste in you**- pursue your hobbies, learn a recipe without fire, write a story, draw, dance, sing, play an instrument do whatever makes you happy.
- **Exercise**- do simple exercises or yoga at home which keeps you fit and energized.
- **Extend a helping hand**- help your parents by extending help and assisting them in filling water bottles, keeping your room and closet clean, watering plants.
- **Cultivate manners** - Respect your parents, grandparents and all elders. Remember the 4 magical words: PLEASE, THANK YOU, SORRY AND EXCUSE ME. Make these a part of your personality. 'A little more courtesy goes along way.'
- **Appreciate and show gratitude** – learn to appreciate and be thankful for everything in your life.
- **Revise** - go through what your teachers have taught you more than twice and practice it well.
- **Family Time**- make sure you spend quality time together. Play games like –carrom, chess, ludo, scrabble, this time you read bedtime stories to your grandparents and parents, eat meals together, watch movies, enjoy music together



Tips to spend quality time with family

- Please help some of the underprivileged children of society on 1st June as it is the International Children's Day.
- Help your ward in planting a sapling on 5th June as it is the World Environment Day. Also guide them for water it daily.
- Help your ward in becoming a small chef and making a Fizzy Popsicles (as suggested in Father's Day activity).
- Encourage your ward to practice Yoga Asanas daily and make a small video on 21st June as it is the International Yoga Day.
- Encourage your ward in helping parents in dusting, cleaning, removing dishes from the table, serving, etc to inculcate the 'value of sharing responsibilities.
- To make holidays a joyous, fun-filled and enriching experience, take your ward to any of these places like India Gate, Children's Park, Rail Museum, zoo, etc.
- Read Panchatantra Tales and Fairy Tales with them.
- Allow them to complete homework on their own under your guidance.

- Wish you all a fun-filled, safe and healthy holidays ahead!



MY SPECIAL DAY WITH DAD

FATHER'S DAY Sunday 15th June,2025

“My Dad is so special, he is strong and smart,that is why I love him so with all my little heart!!Happy Father’s Day!!”

Fun Activity with Dad: -

Make WatermelonPopsicles (Chuski)

Ingredients.

- 1 glass watermelon juice
- 1/2 Lemon juice
- Sugar powder, (if required)

How to make Watermelon Popsicles (Chuski)

Remove seeds from the watermelon and grind to extract its juiceand sieve it.

Add lemon juice to it and mix well. Add sugar powder (if required).Mix and pour in kulfi molds.

Freeze for at least 3 hours and it is ready.



Enjoy





Story Time Magic (Reading & Drawing)



The Ant and the Dove

One hot day, an ant was searching for some water. After walking around for some time, she came to a spring. To reach the spring, she had to climb up a blade of grass. While making her way up, she slipped and fell into the water.

She could have drowned if a dove up a nearby tree had not seen her. Seeing that the ant was in trouble, the dove quickly plucked off a leaf and dropped it into the water near the struggling ant. The ant moved towards the leaf and climbed up there. Soon it carried her safely to dry ground. Just at that time, a hunter nearby was throwing out his net towards the dove, hoping to trap it.

Guessing what he was about to do, the ant quickly bit him on the heel. Feeling the pain, the hunter dropped his net. The dove was quick to fly away to safety.

One good turn deserves another.

Read at least 5 short stories. Sample of 2 stories are given .

THE FOX AND THE GOAT



One day, a fox fell into a well. He tried his level best to get out but in vain. At that time a thirsty goat passed by the well peeped into the well and saw the fox inside.

The goat asked, "what are you doing there, Mr. Fox?"

"The water in this well is the finest in the whole country. Jump in and try it" said the sly fox. Not even thinking for a second the goat jumped into the well, quenched her thirst and looked around. Just like the fox, she found herself helpless to come out.


The fox said "I have an idea. You stand on your hind legs. I can climb on to your back and then to your head and manage to pop out of the well from there. Then I shall help you come out also".

The goat, once again without thinking twice did as the fox said. The fox climbed onto the back of the goat and jumped out of the well and walked away. While walking away the fox said, "if you had as much sense as your beard you would have been more cautious about jumping in without making sure that you could get out again".

MORAL : Look before you leap.

Miss Helen

- Read 3 more stories of your choice.
- Read the story loudly and mark all the difficult words, learn spellings.



Draw your favourite scene from the story on an A4 sheet.



Find the meaning of difficult words from the dictionary.



Frame sentences of at least 10 words from each story.



My Mini Talk Show (Speaking Activity)

Choose any one topic from below:



My Favorite Toy



A Visit to the Zoo



If I Had Wings

Practice speaking about it for **1–2 minutes**.



Write one paragraph in neat and clean handwriting daily in separate notebook.




Read the text book chapters done in class and learn difficult words.



Activity time

Punctuation Activity – Create a Punctuation Garden (Roll no. 1-20)



- Take a chart or A4 sheet.
- Draw a **garden with flowers**.
- In each flower, Paste or Draw Punctuation mark.
- Write 4 sentences from newspaper on each punctuation mark including capital letter.

Statements: The children painted colorful pictures.

Questions: Will It Snow Tomorrow?

Exclamations: Rain Wrecks Sports Day!

Comma: Children, Parents Enjoy Annual Day.



Noun Activity (Roll no. 21-41)

- Make a 'Noun Treasure cups':
 - Decorate and collect cut-outs/pictures of **5 people, 5 places, 5 animals and 5 things**.
 - Put them under the headings **People, Places, Animal, Things**.



My Holiday Journal (Writing Practice)

- Maintain a small diary.
- Write **4 short diary entries** (one per week) about your holiday experiences.
 - Start with: *"Dear Diary, Today I..."*
 - Draw a small picture with each entry.

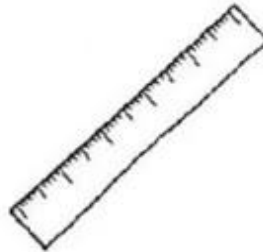


SCHOOL OBJECTS

Read, complete the question and write the answer



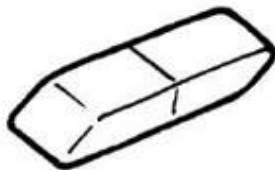
What is it?
It's a



What ____ it?
It's a



What is ____?
It's a




What ____ it?
It's a




_____ is it?
It's a



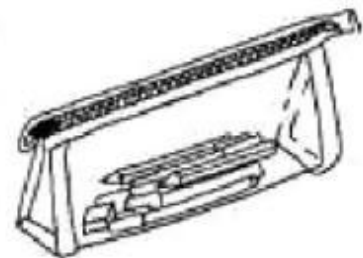
What is ____?
It's a



_____ is it?
It's a



What is ____?
It's a



What ____ it?
It's a

Name :

Date :

Pick The Punctuation

Read each line, and Color the correct punctuation

- Wow, that rainbow is beautiful (?) (!) (.)
- Be careful on the stairs (?) (!) (.)
- She loves to read books (?) (!) (.)
- What time does the bus arrive (?) (!) (.)
- Can you tie your shoelaces (?) (!) (.)
- The cat is sleeping (?) (!) (.)
- Can you swim (?) (!) (.)
- We went to the park yesterday (?) (!) (.)
- Why did the chicken cross the road (?) (!) (.)
- The flowers bloom in spring (?) (!) (.)
- My mom makes delicious cookies (?) (!) (.)
- Look at those fluffy clouds (?) (!) (.)
- The sun shines brightly in the sky (?) (!) (.)
- The moon is shining tonight (?) (!) (.)
- Let's play hide and seek (?) (!) (.)

Places in Town











H	F	V	R	E	S	T	A	U	R	A	N	T
P	O	L	I	C	E	S	T	A	T	I	O	N
G	U	P	O	F	S	C	D	T	O	H	U	S
S	P	C	A	I	L	I	B	R	A	R	Y	U
O	U	M	L	R	L	U	O	E	T	D	X	P
G	L	R	U	E	K	L	X	V	D	K	N	E
B	U	P	O	S	T	O	F	F	I	C	E	R
K	G	B	U	T	E	Z	T	B	T	D	Z	M
K	J	Y	Q	A	B	U	S	S	T	O	P	A
X	H	P	L	T	B	T	M	B	B	C	W	R
H	O	S	P	I	T	A	L	H	H	L	R	K
W	S	C	H	O	O	L	N	T	D	J	E	E
O	H	E	N	N	K	Q	U	K	U	C	A	T





- hospital
- library
- museum
- bank
- fire station
- park
- school
- post office
- bus stop
- restaurant
- supermarket
- police station












The Two Friends

Roy and Remy are friends. They like to watch the rainbow and run under the rain. They run to the fields. Roy brings his rocket and Remy brings her red doll. They play with the robot who runs around the rocks.



Questions:

1. Who are friends?

2. What did they like to do?

3. Whom did they play with?



✦ Instructions for Parents:

- Encourage your child to work independently, but feel free to guide when needed.
- Make learning a part of daily routine—engage in word games, storytelling, or songs.
- Submit homework neatly in a file or folder after the holidays.

READING AND WRITING

- In the Kitchen -

LOOK, READ AND WRITE.



shoes – washing – pink – playing – spiders
next to – between – kitchen – orange – sitting

May and Sam are _____ on the floor. They are
_____ with some _____. Jill, the mum, is
_____ the dishes. May is wearing a _____ T-
shirt and Jill is wearing _____ shoes. The children aren't
wearing _____. The box is _____ May and
Sam and there are some flowers _____ the window. It is
sunny today but they are in the _____.

SUBJECT- MATHEMATICS

Q1. Complete the following questions from the given hints:-

162	328	273	184
680	204	127	95
755	827	951	616

In the table, Can you find?

A number between 100 and 150	
A number between 900 and 1000	
A number smaller than 100	
A number between 300 and 400	
A number that has 6 tens	
A number that has 5 ones	
A number that has 6 hundreds.	
A number that has 2 digits the same.	
A number with no tens	

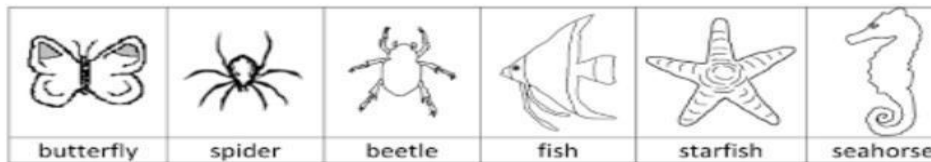
Q2. Write the smallest and greatest number in each set and Arrange them in Ascending order:-



	Smallest	Greatest	Ascending order
3,5,4			
1,7,2			
9,8,5			
6,7,4			
9,2,1			
3,6,8			

Q3. Ordinal Numbers. Write the answer and colour them:-

ORDINAL NUMBERS – FIND AND COLOR 5



If the butterfly is the first animal...

- 1) Which animal is fourth? _____
- 2) What place is the starfish in? _____
- 3) What place is the spider in? _____
- 4) Which animal is 3rd? _____
- 5) Which animal is last? _____
- 6) Color the second animal red.
- 7) Color the fourth animal orange.
- 8) Color the first animal yellow.
- 9) Color the 5th animal blue.
- 10) Color the third animal black.
- 11) Color the 6th animal green.

Q4. BRAIN TEASER

110	809	436	999	429	545	677	500
390	981	541	234	123	632	549	899

Find the numbers from the grid given above:-

- (i) A number in which all the digits are same.
- (ii) A number that has 6 in the hundred's place.
- (iii) A number in which the digit in hundreds house and ones house is same.
- (iv) A number that comes between 109 and 111.

Q5. Learn tables 2-10 and write every alternate day in rough notebook.

- 1) Make flower of tables-
 Roll 1 to 6 –tables of 2 & 3
 Roll 7 to 13 -tables of 4 & 5
 Roll 14 to 20 – tables of 6 & 7
 Roll 21 to 27 – tables of 8 & 9
 Roll 28 to 34 – tables of 10 & 11
 Roll 35 to 40 – tables of 0 and 1



- 2) ACTIVITY (1) MATHEMATICS MAGICAL FUN!!!! Activity; Prepare at

least two patterns on any of the below given format.

i) Picture pattern


ii) Number pattern

iii) Shape pattern

iv) Colour pattern

3) Make 3d model of any three shapes you find nearby.

e.g



EVS

My Plate Craft

- Material: Disposable plate, craft paper, glue, markers.
- Activity:
- Divide the plate into 4 sections: Fruits, Vegetables, Grains, Protein.
- Paste/draw 2–3 items in each section.
- Learning: Visualize a balanced diet

Create Your Family Tree Craft

You can make your tree using any materials you like, such as:

- Markers or crayons
- Glue and scissors
- Real twigs, buttons, or yarn

Ideas for Crafting:

- Draw or cut out a big tree on paper.
- Use leaves or circles for each family member.
- Write names on the leaves and stick them to the branches in the right order.

Label Relationships:

Be sure to label each person's relationship to you

SAMPLE

- Coloured paper
- Markers or crayons
- Glue and scissors
- Real twigs, buttons, or yarn

Ideas for Crafting:

- Draw or cut out a big tree on paper.
- Use leaves or circles for each family member.
- Write names on the leaves and stick them to the branches in the right order.

Label Relationships:

Be sure to label each person's relationship to you



My Family

My name is _____

I'm _____ years old.

My mother's name is

_____.

My mother is a/an

_____.



My father's name is _____.

My father is a/an _____.

My grandmother's name is _____.

My grandfather's name is _____.

My sister's name is _____.

My sister is a/an _____.

WORKSHEET -2

My Family.

Choose the correct word to fill the blanks.

1. Father and mother are called _____.
2. The parents of our _____ are called grandparents.
3. A _____ family has three to four members.
4. A big family is also called a _____.
5. A small family is also called a _____.
6. A _____ family has more than four members.
7. A _____ shows the members of the family.
8. Parents _____ of their children.
9. We must _____ our elders.
10. A father, a mother, and their children make a _____.
11. A brother of your father is an _____ to you.
12. A daughter of your aunt is a _____ to you.

joint family

small

big

family tree

respect

parents

nuclear family

cousin

uncle

take care

family

parents



WORKSHEET -3
CASE STUDY BASED QUESTIONS

Ravi lives in a **joint family**. He stays with his parents, grandparents, uncle, aunt, and cousins in one big house. His grandfather tells stories, his grandmother makes delicious sweets, and his uncle drops him to school. Ravi plays cricket with his cousins every evening.

1. Who lives in Ravi's house?

2. What kind of family does Ravi live in?

3. What does Ravi's grandfather do for him?

4. Who are Ravi's cousins?

5. What are some things you think are fun about living in a joint family

Anaya lives in a **nuclear family**. She stays with just her mother and father in an apartment. Her mom helps her get ready for school, and her dad helps her with drawing. On weekends, they go for walks in the park and eat ice cream together.

1. Who are the members of Anaya's family?

2. What kind of family is a nuclear family?

3. Who helps Anaya with drawing?

4. What does Anaya's family do on weekends?

5. What do you like doing with your family?

SUBJECT- HINDI

- शब्द भंडार:

1. 10 नए शब्दों की सूची बनाएं और उनका अर्थ लिखें।
2. उन्ही शब्दों का उपयोग करके वाक्य बनाएं।

- लेखन:

नीचे दिए गए विषयों पर कुछ वाक्य लिखिए
मेरा प्रिय त्योहार
मेरी माँ
मेरा स्कूल

- कविता:

1. एक कविता पढ़ें और उसका अर्थ समझें।
2. अपनी पसंदीदा कविता का एक हिस्सा याद करें और कक्षा में सुनाएं।

- अन्य:

1. अपने माता-पिता के साथ नैतिक कहानियाँ पढ़ें।
2. अपने अवकाश के अनुभवों को डायरी में लिखें।

- प्रतिदिन पठन व लेखन का अभ्यास करें
- कार्यपत्रिका 28 , 29 और 30 करें

यह कार्य अलग से हिंदी की उत्तरपुस्तिका बनाकर करें।

ART AND CRAFT

	2 A, B, C	<ol style="list-style-type: none">1. Make a beautiful favorite cartoon character in the art file and colour it beautifully.2. Do page no.9,12,15,20 and 22 in the art book.3. Make a beautiful cock using balloon and paper mache techniques. <p>Students can take ideas through a given link (video) to make this activity.</p> <p>https://pin.it/5fxCIUn6j</p> <p>4.Make A beautiful craft with clay and cardboard .</p> <p>Students can take ideas through a given link to make this activity.</p> <p>https://pin.it/5vQDk763R</p> <p>https://pin.it/1yhjNRj2K</p> <p>Note ÷ All work needs to be done</p>	1st JULY to 15th JULY
--	-----------	--	-----------------------